G4K

4-WAY HIGH PRESSURE BALL VALVES

Edition. 21.0

CS Carbon Steel

- Type: ball valve 4 way
- Sizes: from DN6 up to DN25
- Ends: BSP-NPT
- Pressure: up to PN500
- Temp range: from -20°C to +100°C

STANDARD COMPOSITION OF VALVE

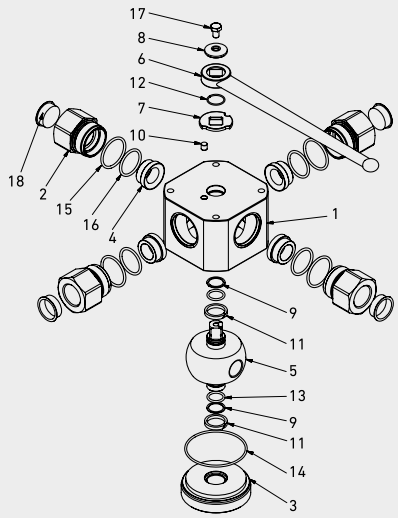

POS	DESCRIPTION	Q.TY	CS Carbon Steel MATERIAL	POS	DESCRIPTION	Q.TY	CS Carbon Steel MATERIAL
1	Body	1	1,0737	11	Body ring	2	PTFE
2	Adapter	4	1,0737	12	Seeger	1	1,4301
3	Stemball adapter	1	1,0737	13	Stemball o-ring	2	NBR
4	Ball seat	4	POM	14	Body o-ring	1	NBR
5	Ball stem	1	1,0737	15	Adapter o-ring	4	NBR
6	Handle	1	ZINC	16	Seal o-ring	4	NBR
7	Washer	1	1,0116	17	Screw	1	DIN 6921 8.8
8	Washer	1	1,0116	18	Caps	4	PVC
9	Stemball ring	2	PTFE				
10	Pin	1	1,0737				

CODE DESCRIPTION STRUCTURE

G4K	K01	G1/4	DN6	1	1	1	1	A	B

Type and way of valve

G4K 4-way

Type of way

L K01
T K02
X K14

Ends

GAS DIN/ ISO 228 BSP	NPT ANSI /ASME B1.20.1
G 1/4	N 1/4
G 3/8	N 3/8
G 1/2	N 1/2
G 3/4	N 3/4
G 1	N 1
G 1 1/4 R	N 1 1/4 R
G 1 1/2 R	N 1 1/2 R

Size

from DN6 to DN25

Body Material

● **1** = 1,0737

Adapter material

● **1** = 1,0737

Stem material

● **1** = 1,0737

Ball Material

● **1** = 1,0737

Seat material

A = POM

Seal material

B = NBR

***On request**

- Reduced bore
- Special threads
- Pressure class up to PN50 MPa
- Pneumatic and electrical actuator
- Locking device

For further special requests please consult our technical/commercial service.

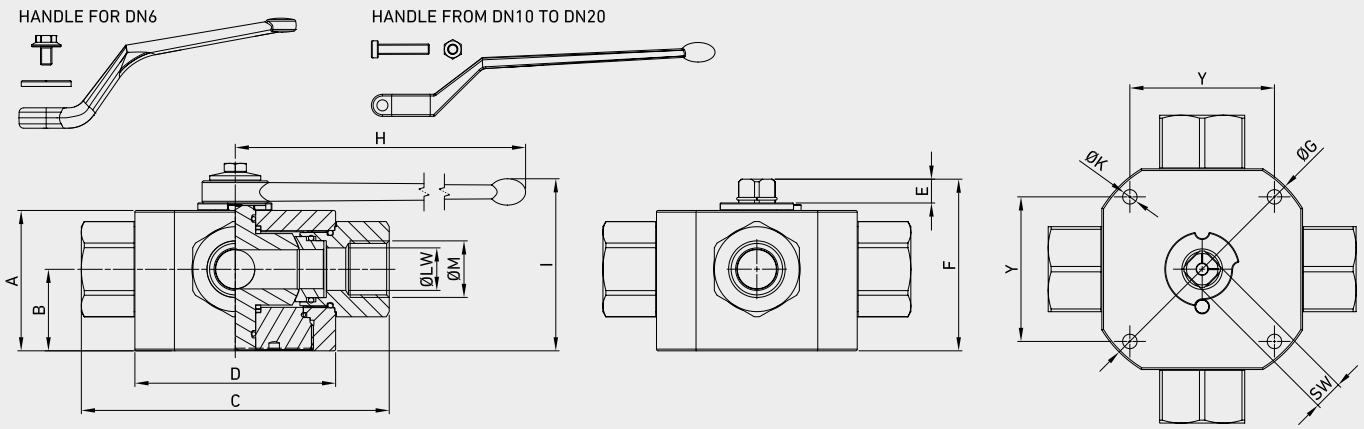

G4K DIN ISO 228 BSP

TYPE	DN	PN			A	B	C	D	E	F	ØG	H	I	ØK	ØM	Y	SW	ØLW	WEIGHT	
G4K G 1/4	6	MPa	50	mm	42	21,5	100	70	11	56,5	-	110	97,5	6,5	G 1/4	55	9	6	kg	1,767
		Psi	7250	inch	1,65	0,85	3,94	2,76	0,43	2,22	-	4,33	3,84	0,26		2,17	0,35	0,24	lb	3,90
G4K G 3/8	10	MPa	50	mm	53	28,5	115	80	14	71,5	-	180	101	6,5	G 3/8	65	14	10	kg	3,018
		Psi	7250	inch	2,09	1,12	4,53	3,15	0,55	2,81	-	7,09	3,98	0,26		2,56	0,55	0,39	lb	6,65
G4K G 1/2	13	MPa	50	mm	62	33	136	100	14	80,5	-	180	110	8,5	G 1/2	80	14	13	kg	5,247
		Psi	7250	inch	2,44	1,30	5,35	3,94	0,55	3,17	-	7,09	4,33	0,33		3,15	0,55	0,51	lb	11,57
G4K G 3/4	20	MPa	50	mm	68	36	156	113	14	86,5	-	300	116,5	8,5	G 3/4	85	14	20	kg	6,898
		Psi	7250	inch	2,68	1,42	6,14	4,45	0,55	3,41	-	11,81	4,59	0,33		3,35	0,55	0,79	lb	15,21
G4K G 1	25	MPa	50	mm	82	47,5	181	118	14	100,5	138	300	130,5	8,5	G 1	85	14	25	kg	9,005
		Psi	7250	inch	3,23	1,87	7,13	4,65	0,55	3,96	5,43	11,81	5,14	0,33		3,35	0,55	0,98	lb	19,85
G4K G 1 1/4 R	25	MPa	50	mm	82	47,5	181	118	14	100,5	138	300	130,5	8,5	G 1 1/4	85	14	25	kg	8,989
		Psi	7250	inch	3,23	1,87	7,13	4,65	0,55	3,96	5,43	11,81	5,14	0,33		3,35	0,55	0,98	lb	19,82
G4K G 1 1/2 R	25	MPa	50	mm	82	47,5	181	118	14	100,5	138	300	130,5	8,5	G 1 1/2	85	14	25	kg	9,213
		Psi	7250	inch	3,23	1,87	7,13	4,65	0,55	3,96	5,43	11,81	5,14	0,33		3,35	0,55	0,98	lb	20,31

G4K ANSI/ASME B1.20.1 NPT

TYPE	DN	PN			A	B	C	D	E	F	ØG	H	I	ØK	ØM	Y	SW	ØLW	WEIGHT	
G4K N 1/4	6	MPa	50	mm	42	21,5	100	70	11	56,5	-	110	97,5	6,5	N 1/4	55	9	6	kg	1,767
		Psi	7250	inch	1,65	0,85	3,94	2,76	0,43	2,22	-	4,33	3,84	0,26		2,17	0,35	0,24	lb	3,90
G4K N 3/8	10	MPa	50	mm	53	28,5	115	80	14	71,5	-	180	101	6,5	N 3/8	65	14	10	kg	3,018
		Psi	7250	inch	2,09	1,12	4,53	3,15	0,55	2,81	-	7,09	3,98	0,26		2,56	0,55	0,39	lb	6,65
G4K N 1/2	13	MPa	50	mm	62	33	136	100	14	80,5	-	180	110	8,5	N 1/2	80	14	13	kg	5,247
		Psi	7250	inch	2,44	1,30	5,35	3,94	0,55	3,17	-	7,09	4,33	0,33		3,15	0,55	0,51	lb	11,57
G4K N 3/4	20	MPa	50	mm	68	36	156	113	14	86,5	-	300	116,5	8,5	N 3/4	85	14	20	kg	6,898
		Psi	7250	inch	2,68	1,42	6,14	4,45	0,55	3,41	-	11,81	4,59	0,33		3,35	0,55	0,79	lb	15,21
G4K N 1	25	MPa	50	mm	82	47,5	181	118	14	100,5	138	300	130,5	8,5	N 1	85	14	25	kg	9,005
		Psi	7250	inch	3,23	1,87	7,13	4,65	0,55	3,96	5,43	11,81	5,14	0,33		3,35	0,55	0,98	lb	19,85
G4K N 1 1/4 R	25	MPa	50	mm	82	47,5	181	118	14	100,5	138	300	130,5	8,5	N 1 1/4	85	14	25	kg	8,989
		Psi	7250	inch	3,23	1,87	7,13	4,65	0,55	3,96	5,43	11,81	5,14	0,33		3,35	0,55	0,98	lb	19,82
G4K N 1 1/2 R	25	MPa	50	mm	82	47,5	181	118	14	100,5	138	300	130,5	8,5	N 1 1/2	85	14	25	kg	9,213
		Psi	7250	inch	3,23	1,87	7,13	4,65	0,55	3,96	5,43	11,81	5,14	0,33		3,35	0,55	0,98	lb	20,31

The company reserves the right to operate dimensional changes without prior notice.

G4K DIN ISO 228 BSP

G4K ANSL/ASME B1.20.1 NPT

L scheme
G4 K01

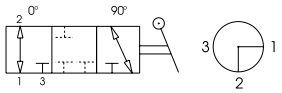

	CS Carbon Steel		CS Carbon Steel
ØLW-K01	ITEM CODE G4K01	ØLW-K01	ITEM CODE G4K01
6	G24GGT15011A000	6	G24NNT15011A000
10	G24GGT25011A000	10	G24NNT25011A000
13	G24GGT34011A000	13	G24NNT34011A000
19	G24GGT43011A000	19	G24NNT43011A000
23	G24GGT53011A000	23	G24NNT53011A000
23	G24GGR63011A000	23	G24NNR63011A000
23	G24GGR73011A000	23	G24NNR73011A000

T scheme
G4 K13

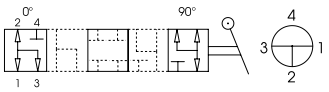

ØLW-K13	ITEM CODE G4K13	ØLW-K13	ITEM CODE G4K13
6	G2DGGT15011A000	6	G2DNNT15011A000
10	G2DGGT25011A000	10	G2DNNT25011A000
13	G2DGGT34011A000	13	G2DNNT34011A000
19	G2DGGT43011A000	19	G2DNNT43011A000
23	G2DGGT53011A000	23	G2DNNT53011A000
23	G2DGGR63011A000	23	G2DNNR63011A000
23	G2DGGR73011A000	23	G2DNNR73011A000

X scheme
G4 K14

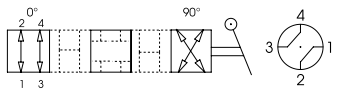

ØLW-K14	ITEM CODE G4K14	ØLW-K14	ITEM CODE G3K14
5	G2EGGT15011A000	5	G2ENNT15011A000
7	G2EGGT25011A000	7	G2ENNT25011A000
10	G2EGGT34011A000	10	G2ENNT34011A000
15	G2EGGT43011A000	15	G2ENNT43011A000
17	G2EGGT53011A000	17	G2ENNT53011A000
17	G2EGGR63011A000	17	G2ENNR63011A000
17	G2EGGR73011A000	17	G2ENNR73011A000

Special schemes on request

G4 K15

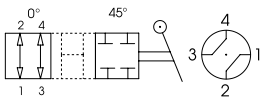

G4 K16

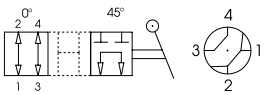

G4 K17

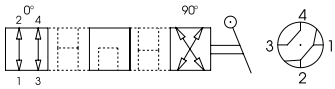

G4 K18

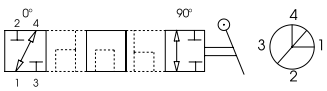

G4 K19

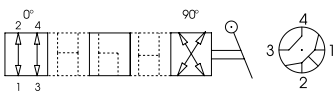

G4 K20

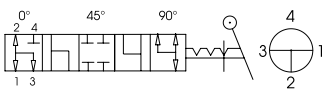

G4 K21

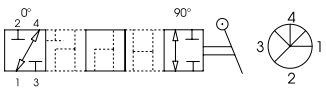

G4 K22

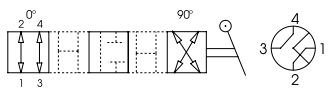

G4 K23

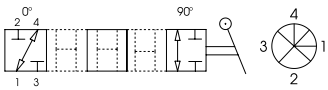

G4 K24

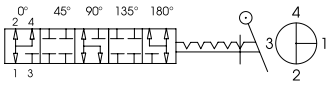

G4 K25

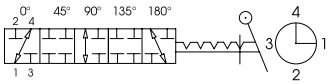

G4 K26

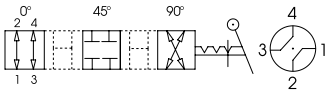
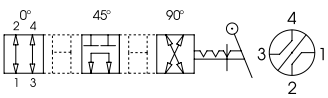
G4 K27