Type EJ..M

directional solenoid valve - 3 ways / 2 positions

- Direct acting
- Spool type
- From SAE08 to SAE10 cavities

Technical specifications and diagrams are measured with mineral oil of 46 cSt viscosity at 40°C *(104°F)* temperature.

		EJ08M	EJ10M
Nominal flow		25 l/min *(6.6 US gpm)*	40 l/min *(10.5 US gpm)*
Max. pressure		250 bar *(3600 psi)*	250 bar *(3600 psi)*
Oil leakage	at 210 bar *(3050 psi)*	40 cm³/min *(2.44 in³/min)*	80 cm³/min *(4.88 in³/min)*
Fluid		mineral based oil	
Viscosity		10-200 cSt	
Max level of contamination		18/16/13 ISO4406	
Fluid temperature	*with NBR seals* *with FPM seals*	from -20°C *(-4°F)* to 80°C *(176°F)* from -20°C *(-4°F)* to 100°C *(212°F)*	
Environmental temp. for working conditions		from -20°C *(-4°F)* to 50°C *(122°F)*	
Cavity		SAE 8/3	SAE 10/3
Coils type*		BER	BC16
Nominal voltages		12 VDC - 24 VDC ± 10%	12 VDC - 24 VDC ± 10%
Power rating		22.8 W (12 VDC) - 22.5 W (24 VDC)	26.1 W (12 VDC) - 25.9 W (24 VDC)
Weight		0.125 kg *(0.27 lb)*	0.300 kg *(0.661 lb)*

*NOTE - For different conditions, please contact Walvoil Sales Dpt. - *For coils further features see from page 187.*

Spool 1

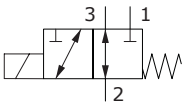

Spool 2

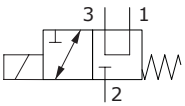

Spool 3 (only EJ08M)

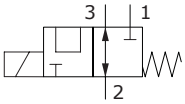

Spool 4

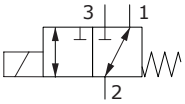

Spool 5

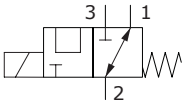

Spool 6 (only EJ10M)

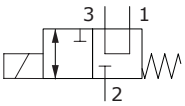

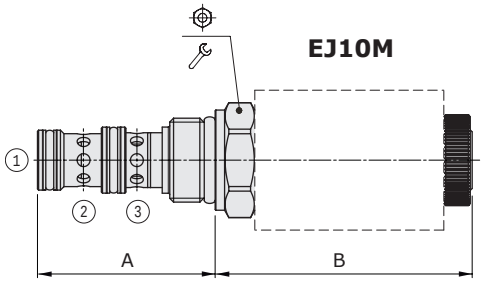

Valve type	A		B				
	mm	*in*	mm	*in*		Nm	*lbft*
EJ08M/10NB	41.1	*1.62*	56.1	*2.21*	24	30	*22*
EJ10M/10NB	47	*1.85*	68	*2.68*	27	50	*37*

For dimensions with different type of emergency see page 193

Ordering codes and description composition

EJ08M/10 NB

1 2 3

4

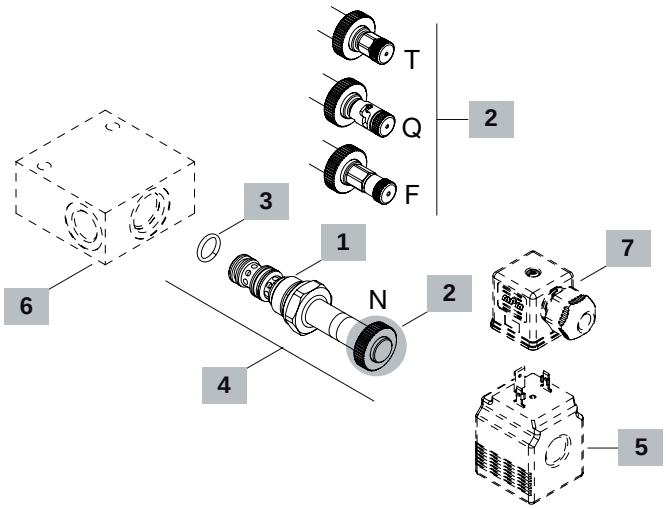

1 Spool

TYPE	DESCRIPTION
1	Spool 1
2	Spool 2
3	Spool 3
4	Spool 4
5	Spool 5
6	Spool 6

2 Emergency

TYPE	DESCRIPTION
N	Without emergency
F	Pull button type
Q	Pull type with detent
T	Screw type

3 Seals

TYPE	DESCRIPTION
B	**NBR (Buna)** o-ring seals, std configuration
V	**FPM (Viton)** o-ring seals, contact Sales Dept.

4 Cartridges

TYPE	CODE	DESCRIPTION
SAE cavity 8/3		
EJ08M/10NB	0EJ08002030	Without emergency, spool 1
EJ08M/20NB	0EJ08002031	Without emergency, spool 2
EJ08M/30NB	0EJ08002032	Without emergency, spool 3
EJ08M/40NB	0EJ08002033	Without emergency, spool 4
EJ08M/50NB	0EJ08002033	Without emergency, spool 5
SAE cavity 10/3		
EJ10M/10NB	0EJ10002018	Without emergency, spool 1
EJ10M/20NB	0EJ10002019	Without emergency, spool 2
EJ10M/40NB	0EJ10002021	Without emergency, spool 3
EJ10M/50NB	0EJ10002022	Without emergency, spool 4
EJ10M/60NB	0EJ10002023	Without emergency, spool 5

5 Coils

TYPE	CODE	DESCRIPTION
BER 12VDC	4SLE001200	12VDC-ISO4400 coil for EJ08M
BC 12VDC	4SL8000120	12VDC-ISO4400 coil for EJ10M

For complete coils list see from page 186

6 Valve body

TYPE	CODE	DESCRIPTION
SAE 08/3-SAE8	3CC0830K11	Aluminium body for cavity 08 valve, SAE8 std thread
SAE 10/3-SAE8	3CC1030K11	Aluminium body for cavity 10 valve, SAE8 std thread

Note: aluminium body can stand up to 210 bar *(3050 psi)*

For steel bodies or different threading see page 196

7 Connector

TYPE	CODE	DESCRIPTION
ISO4400	4CN1009995	Connector

For complete connectors list see from page 186

Rating diagrams

EJ08M performance limit
- Spool 1 -

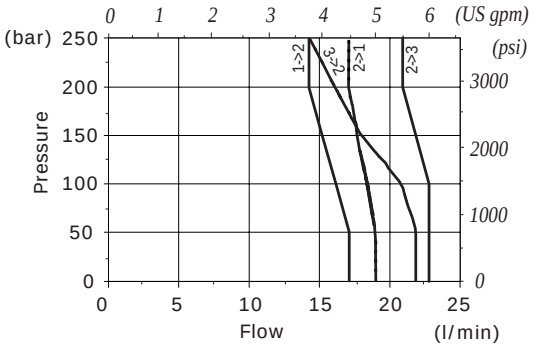

EJ08M pressure drop vs. flow
- Spool 1 -

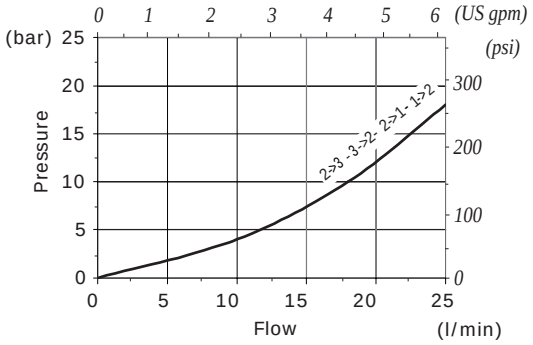

EJ08M performance limit
- Spool 2 -

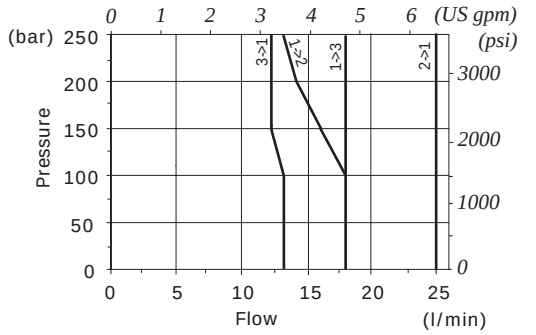

EJ08M pressure drop vs. flow
- Spool 2 -

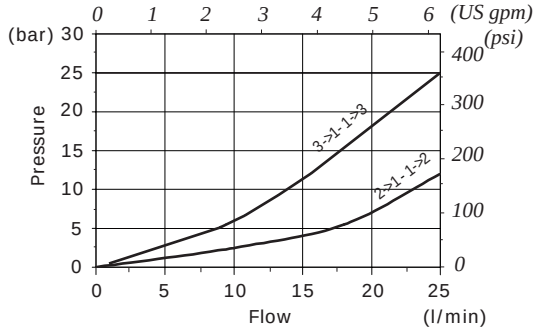

EJ08M performance limit
- Spool 3 -

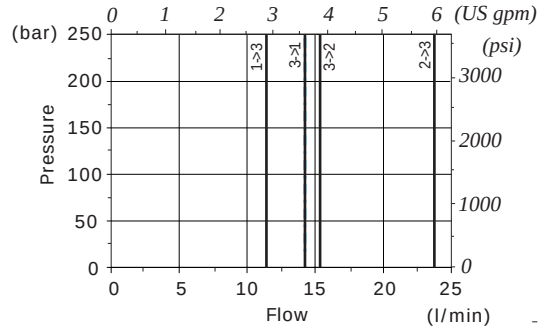

EJ08M pressure drop vs. flow
- Spool 3 -

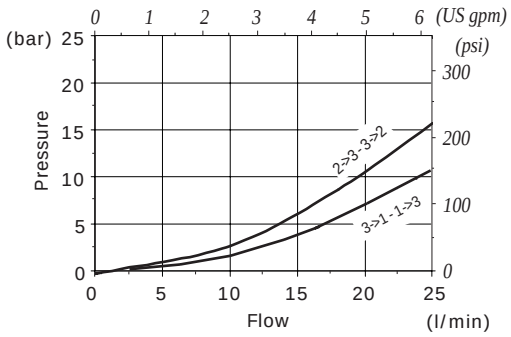

EJ08M performance limit
- Spool 4 -

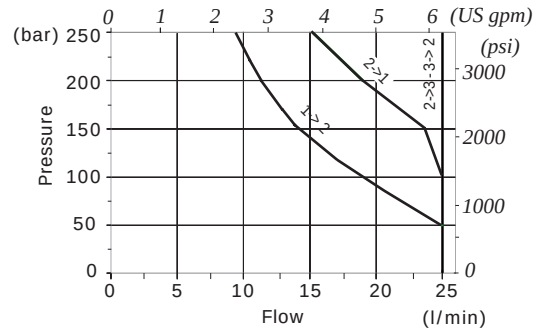

EJ08M pressure drop vs. flow
- Spool 4 -

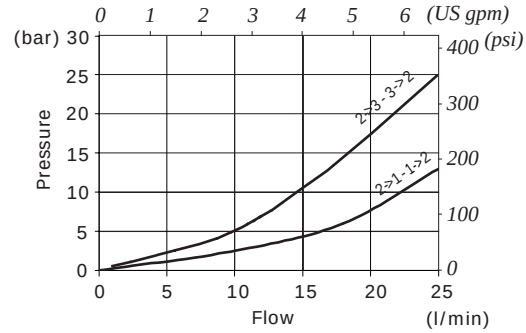

Rating diagrams

EJ08M performance limit
- Spool 5 -

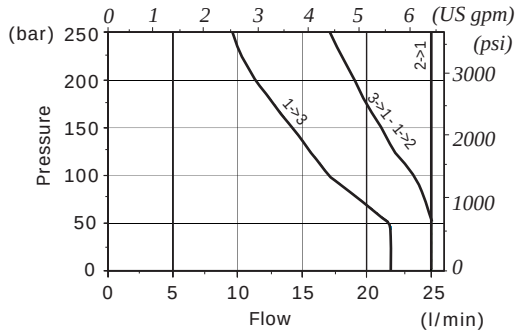

EJ08M pressure drop vs. flow
- Spool 5 -

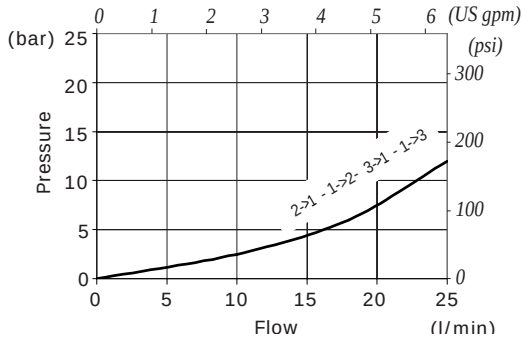

EJ10M performance limit
- Spool 1 -

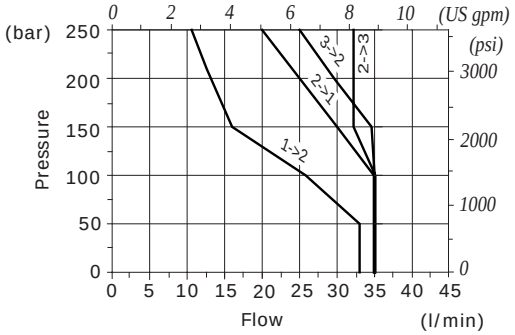

EJ10Mp pressure drop vs. flow
- Spool 1 -

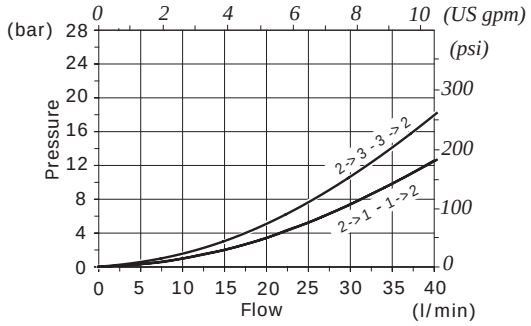

EJ10M performance limit
- Spool 2 -

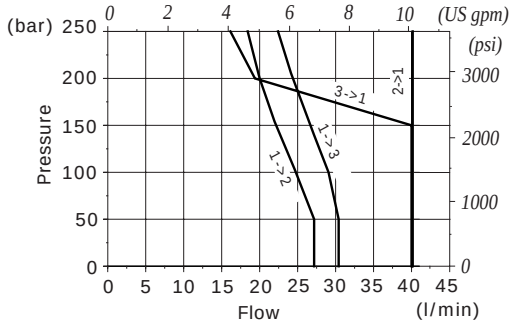

EJ10M pressure drop vs. flow
- Spool 2 -

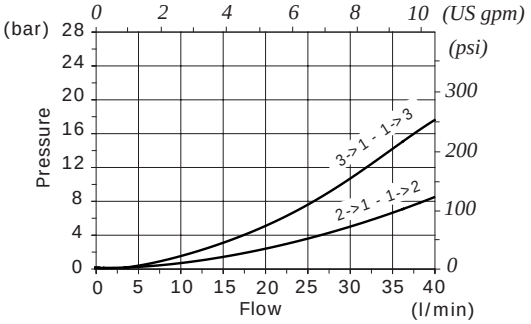

EJ10M performance limit
- Spool 4 -

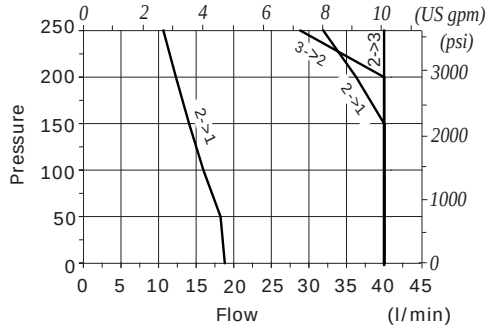

EJ10M pressure drop vs. flow
- Spool 4 -

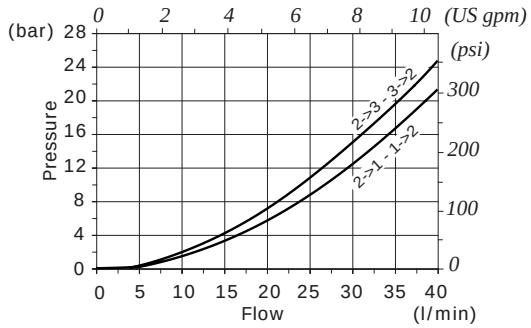

Rating diagrams

EJ10M performance limit
- Spool 5 -

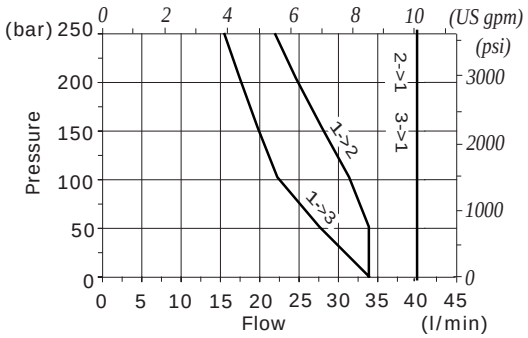

EJ10M pressure drop vs. flow
- Spool 5 -

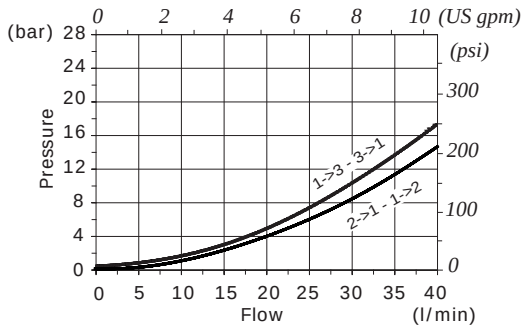

EJ10M performance limit
- Spool 6 -

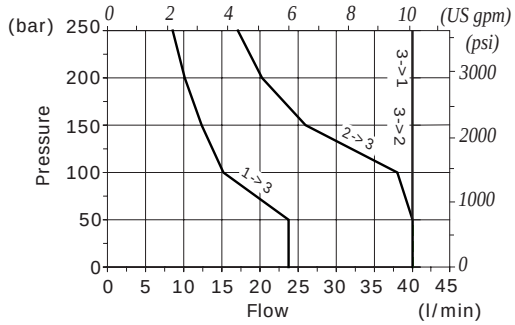
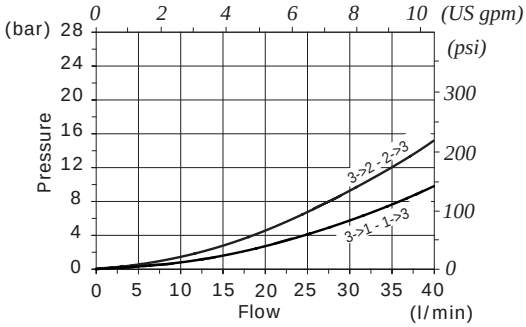
EJ10M pressure drop vs. flow
- Spool 6 -